





# Uro oncology group in 2019

Year of success



# The group members

Prof Abd el latif  
Zayed head of the  
group

DR Khaled Abd  
Elwahab  
Assistant professor

DR Esam Abd  
Elmohsen  
Assistant professor

DR Mohamed Salah  
Lecturer

DR Ahmed Atiya  
Assistant lecturer

◊ With special thanks to laparoscopy group :

◊ Prof : Ahmed Ragab

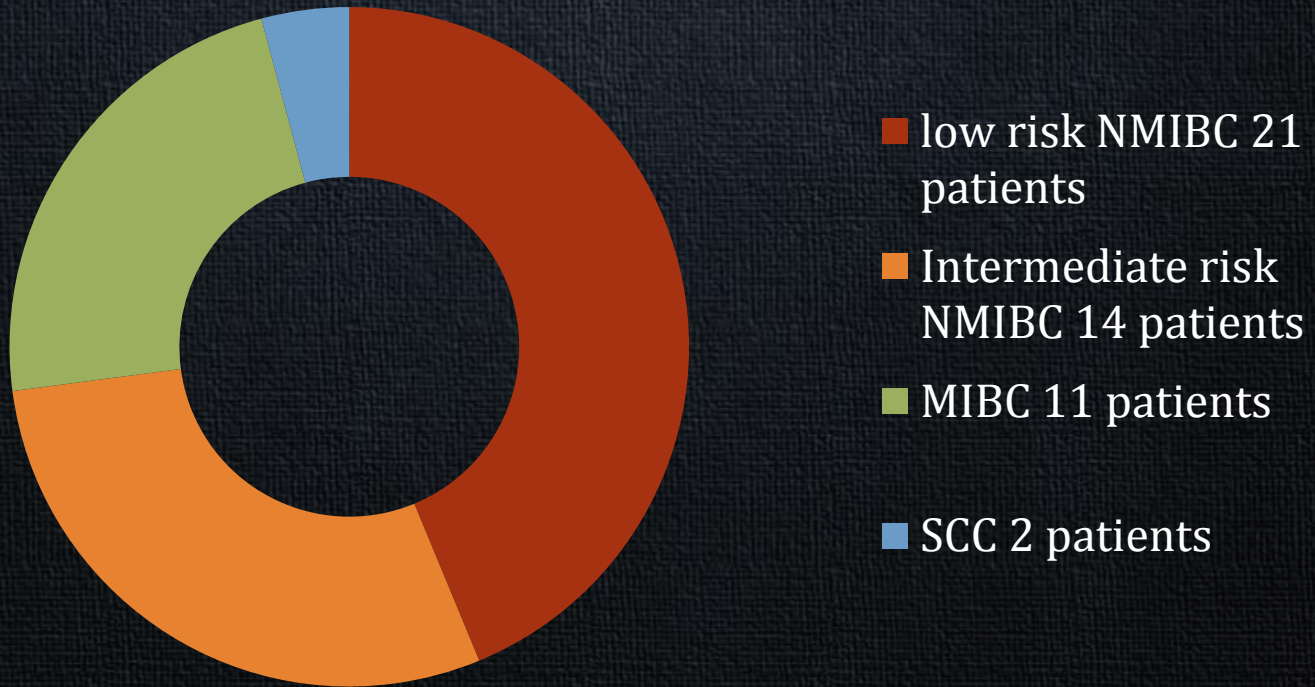
◊ Dr : Mohamed Abd Elmonem

◊ Dr : Ahmed wagdy.



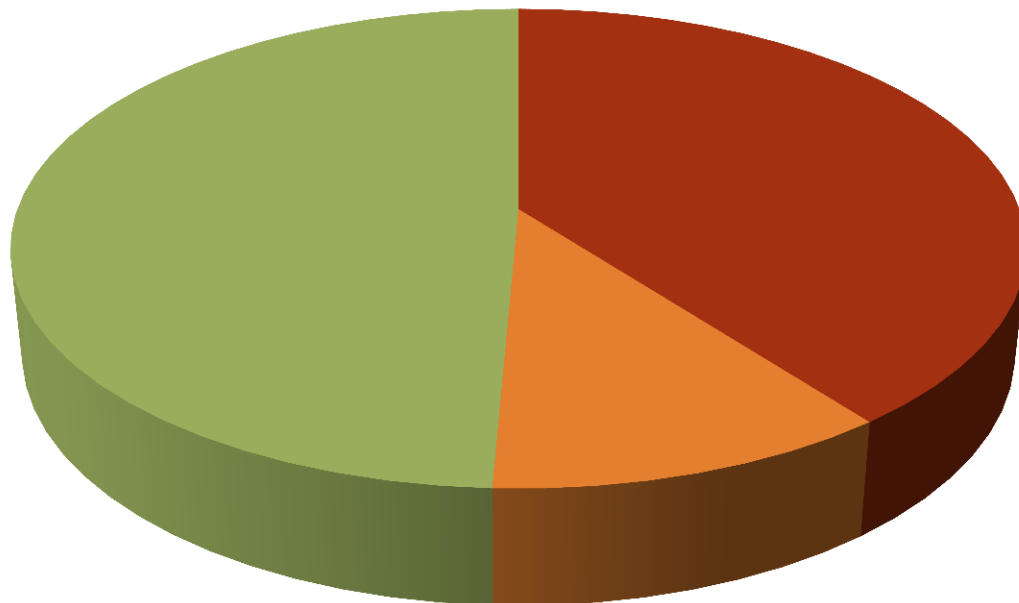
# Bladder tumor

patients 57



# Cystoscopy and TURBT

**143 cystoscopy**



- 1st look 57 patients
- 2nd look 16 patients
- follow up cystoscopy 71 cystoscopy



# Radical cystectomy

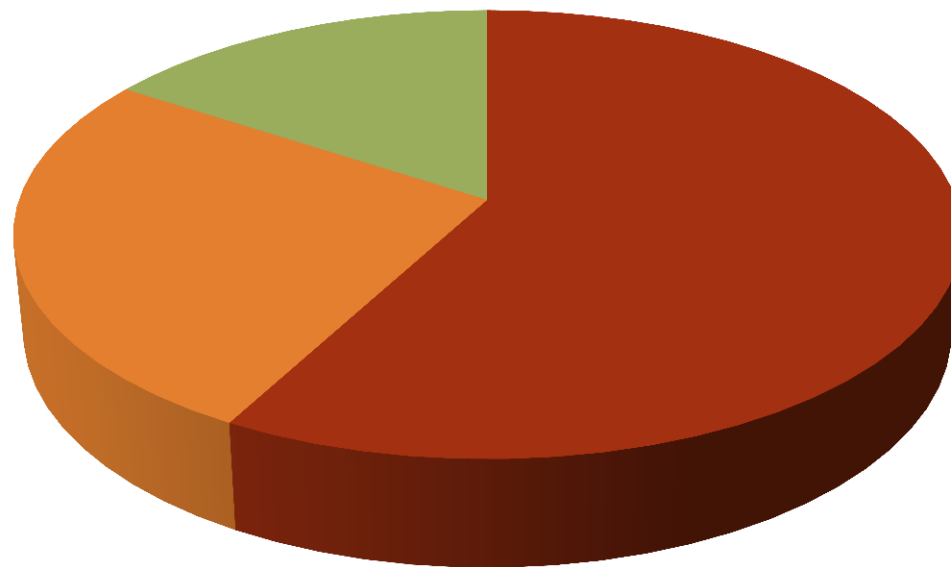
10 cases



- MIBC 6 cases
- Highest risk 1 case
- BCG failure 1 case
- SCC 2 cases

# Renal tumors

**38 patients**



- open radical nephrectomy 22 cases
- laparoscopic radical nephrectomy 10 cases
- NSS 6 cases



o 3 CASES WITH IVC THROMBUS

o 1 CASE HEMINEPHRECTOMY IN HORSE SHOE

KIDNEY

o 1 CASE ADULT WILMS POST CHEMO RESECTION

# Renal pelvic tumor

7 cases



- open radical nephroureterectomy 5 cases
- lap radical nephroureterectomy



# Adrenal tumors

6 cases



- lap adrenalectomy adrenal carcinoma 3 cases
- lap adrenalectomy ( 1 case pheochromocytoma)
- open adrenalectomy 2 cases

# Miscellaneous

8 cases



■ open radical prostatectomy 2 cases

■ radical orchidectomy 3 cases

■ bladder pheochromocytoma ( partial cystectomy)

■ ureterectomy for recurrent tumor

■ uretero-intestinal stricture surgical repair





# Adrology group in 2019

Year of success

# The group members



Prof Emad Salem

Head of the group

Dr Ibrahim Mohamed

Lecturer

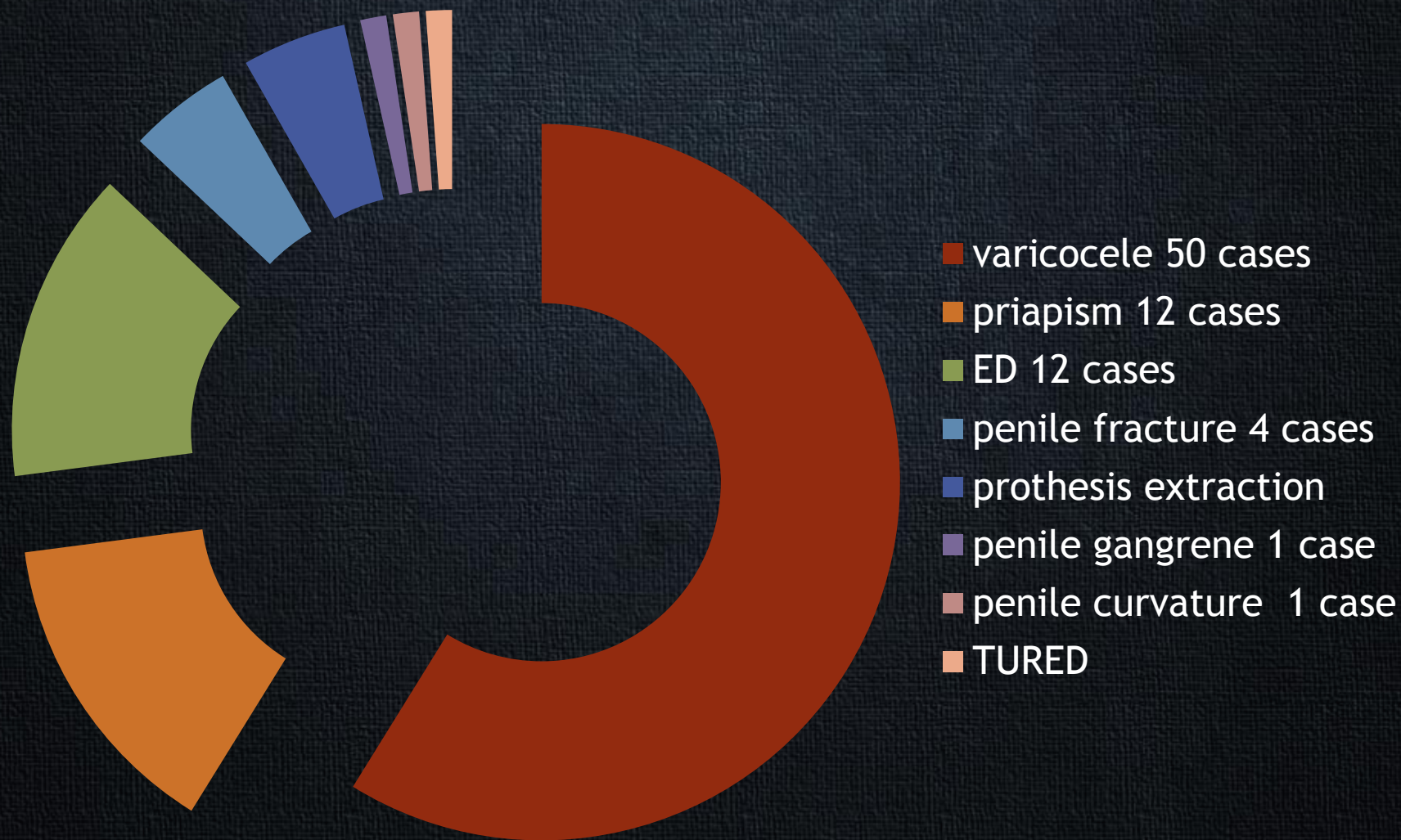
Dr Mohamed Sobhi

Assistant lecturer





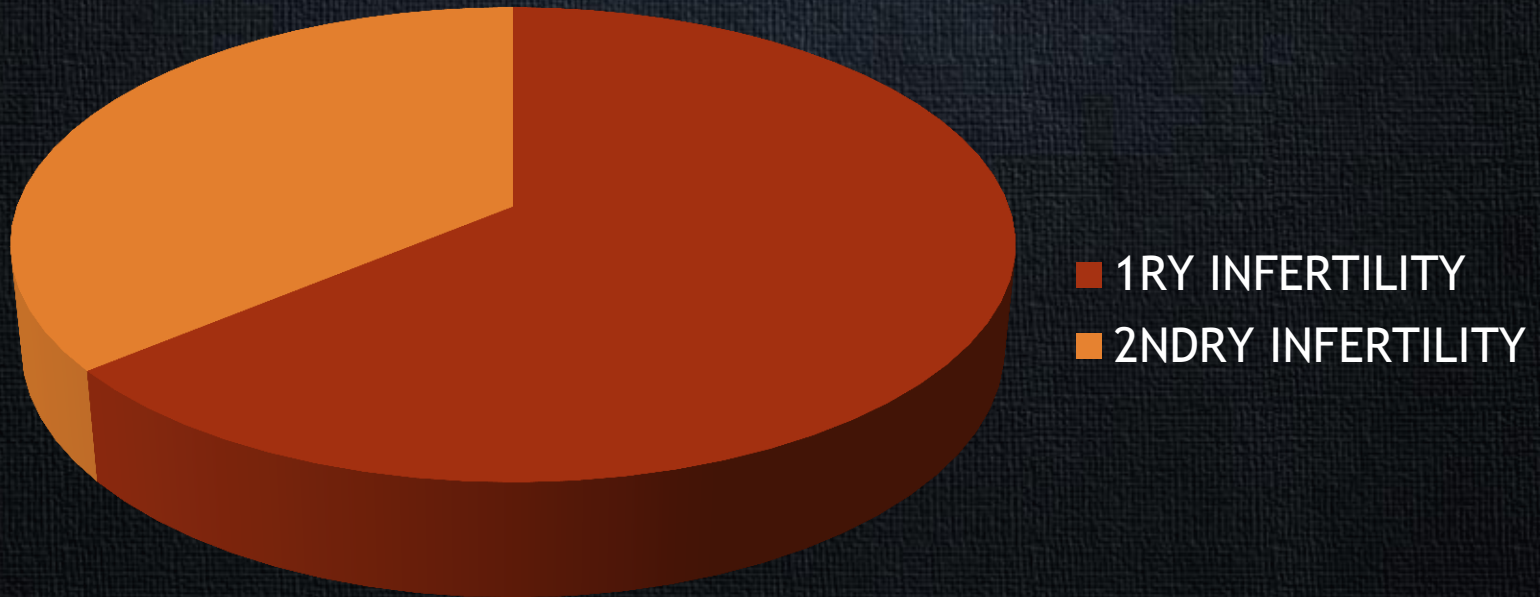
**81 CASE**





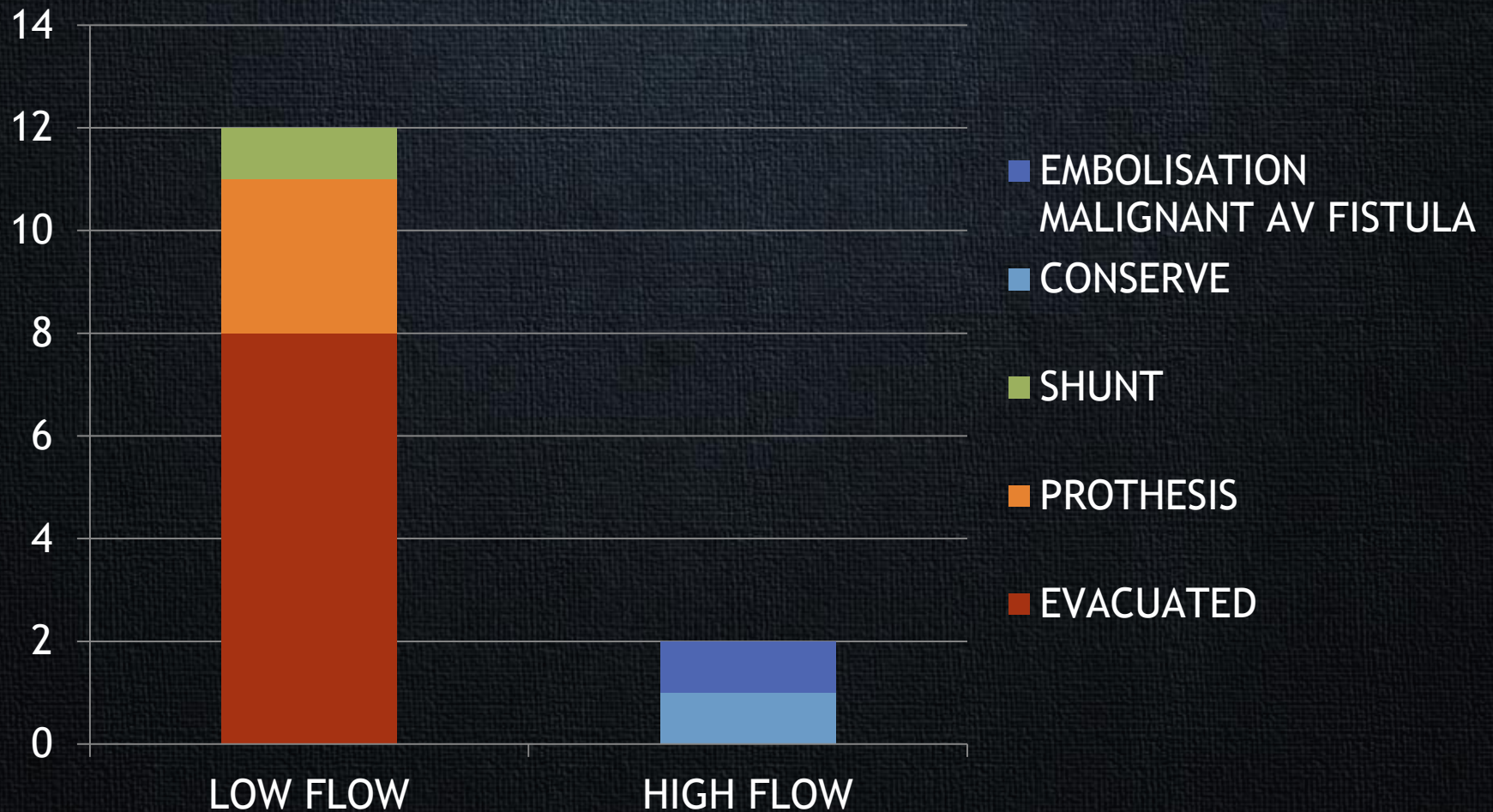
# VARICOCELECTOMY

## VARICOCELE



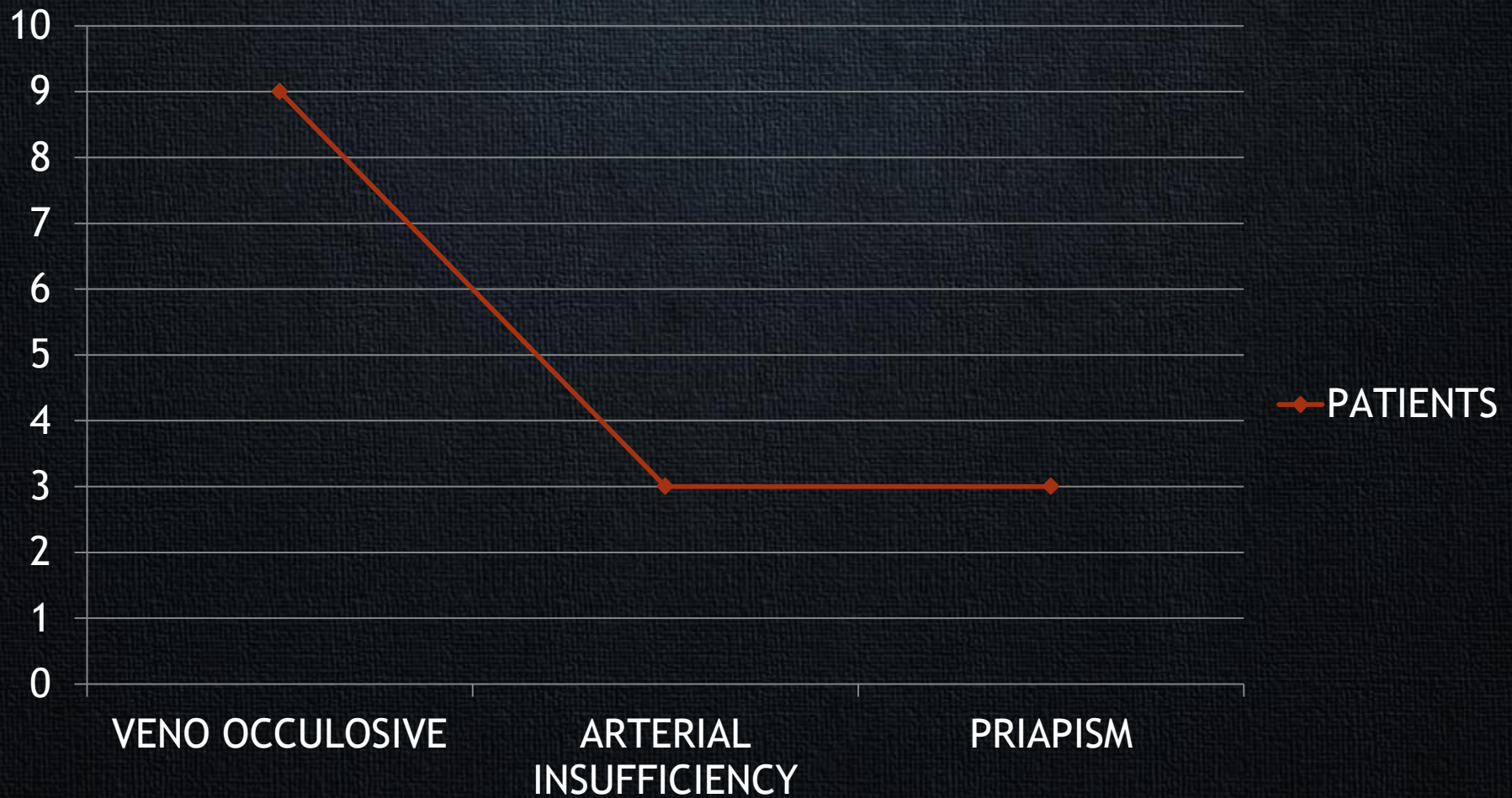


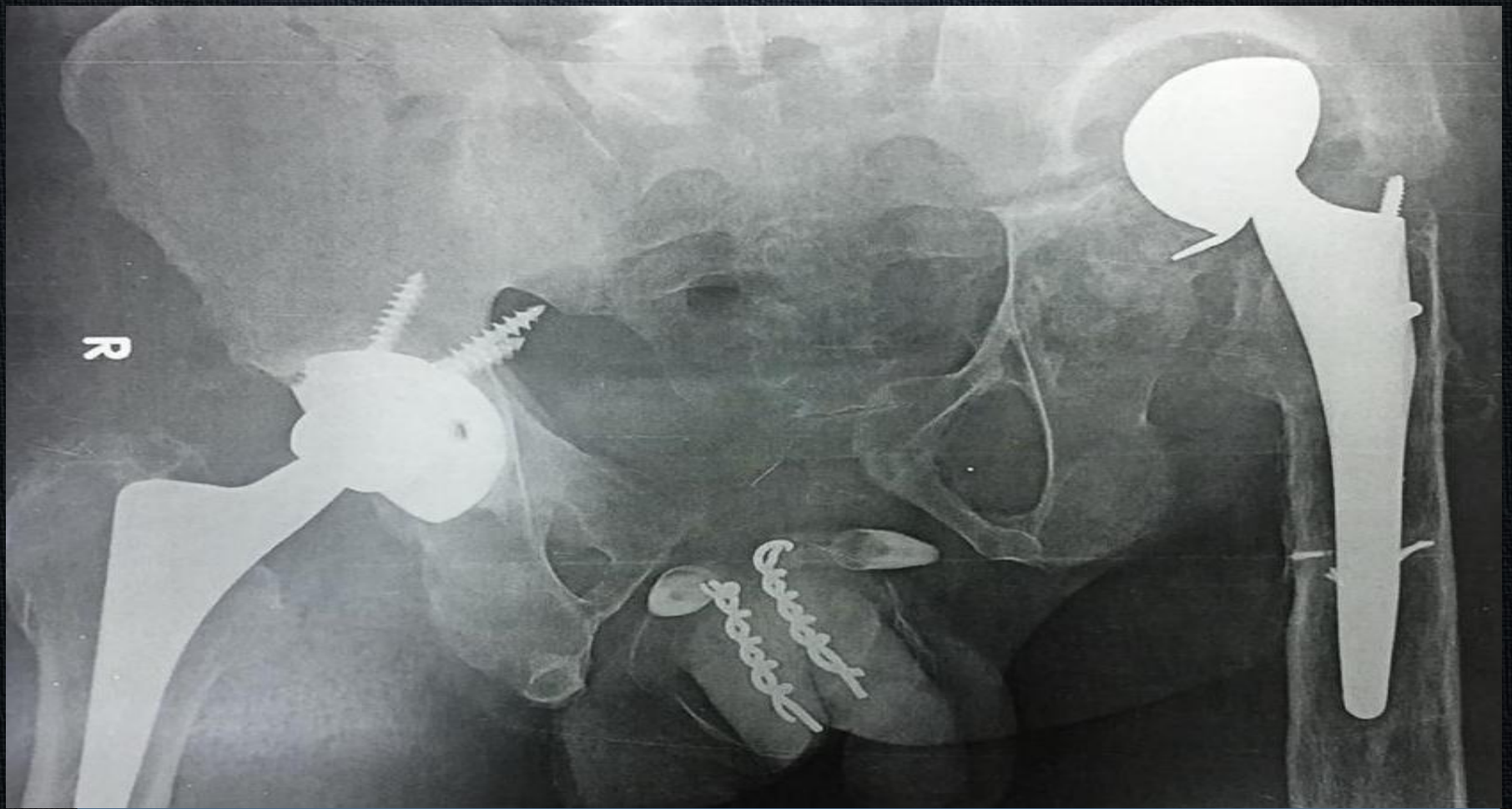
# PRIAPISM





# PENILE PROTHESIS





patient had history of RTA with hip displacement and fracture and history of urethral fistula. Was very difficult case



# PROTHESIS EXTRACTION

## PROTHESIS EXTRACTION







# Zagazig Urologic Reconstruction Unit [ZURU] 2019-2020 Activities





# Reconstructive Unit Activities

- Surgical Procedure
- Scientific Activities
- Publications and Thesis



# Surgical Procedure

- **Lower urinary tract reconstructive procedures**
- **Upper urinary tract reconstructive procedures**



# **LOWER URINARY TRACT RECONSTRUCTIVE PROCEDURES**



# Full spectrum of urethroplasty procedure

- Excision with primary anastomosis [EPA]
- Dorsal onlay graft urethroplasty [DO]
- Ventral onlay graft urethroplasty [VO]
- Double face or onlay –inlay graft urethroplasty [DF]
- Kulkarni Approach With penile eversion [KULK]
- Augmented Anastomotic urethroplasty [AAU]
- Elaborate anastomotic urethroplasty for PFUDD
- Staged Procedure
- Others procedures



# Urethroplasty

**EPA**

**12  
cases**



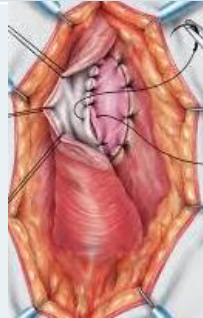
**AAU**

**7  
cases**



**DO**

**20  
cases**



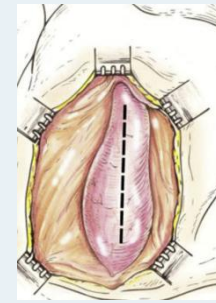
**DF/inl  
ay**

**8  
cases**



**VO**

**12  
cases**



**KUL**

**45  
cases**





# Urethroplasty

**redo**

**4 cases**



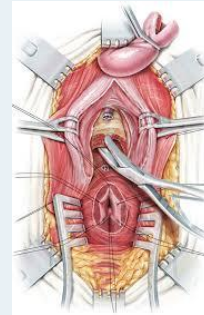
**2 stage**

**7 cases**



**PFUDD**

**22 cases**

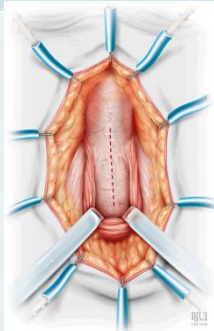


# Adopting New techniques

- Non Transecting technique
- Muscle and nerve sparing urethroplasty

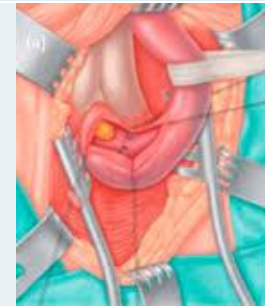
**Nerve and muscle sparing**

**16 cases**

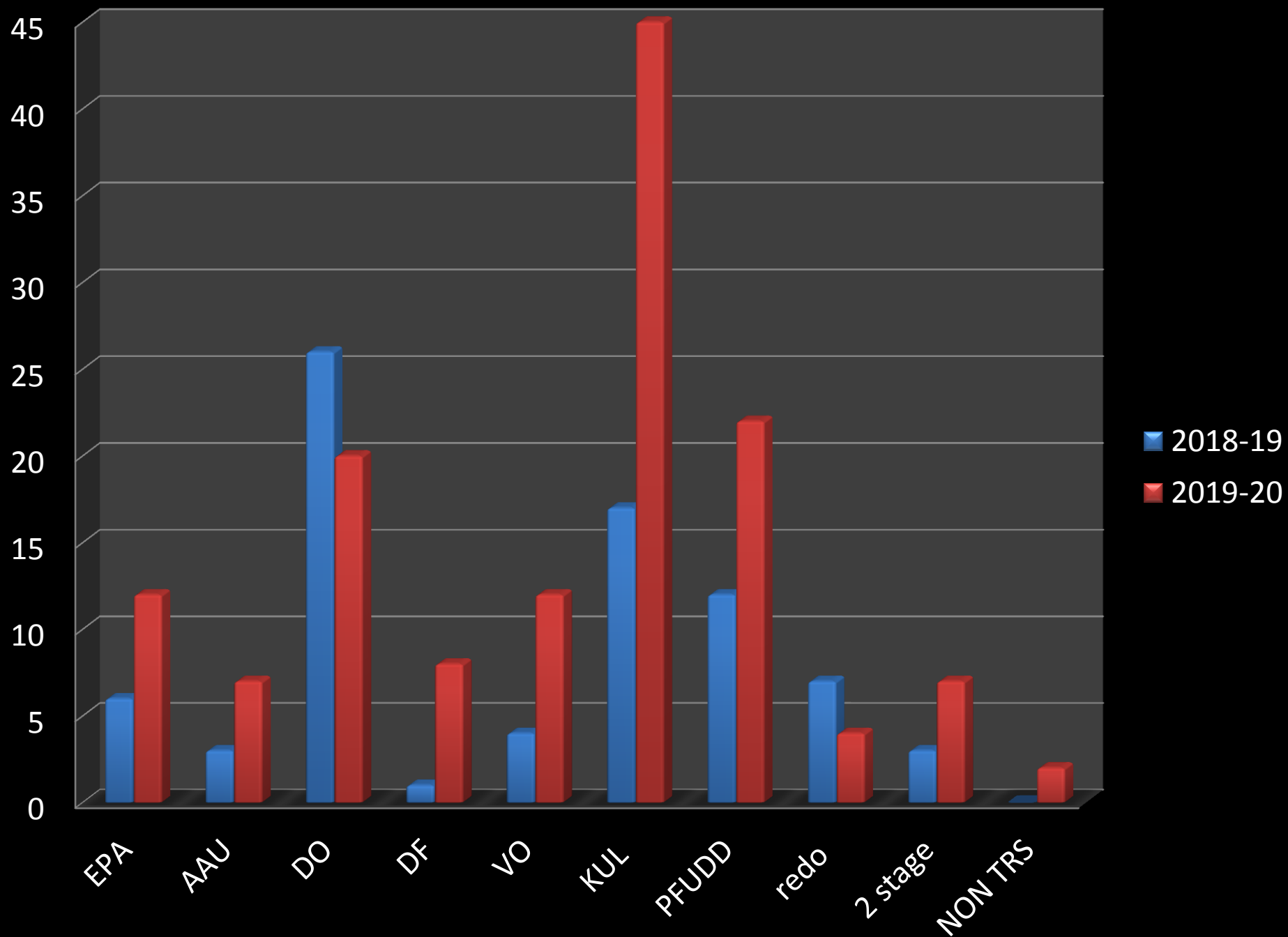


**Non TRS**

**3 cases**







# Substitution Urethroplasty

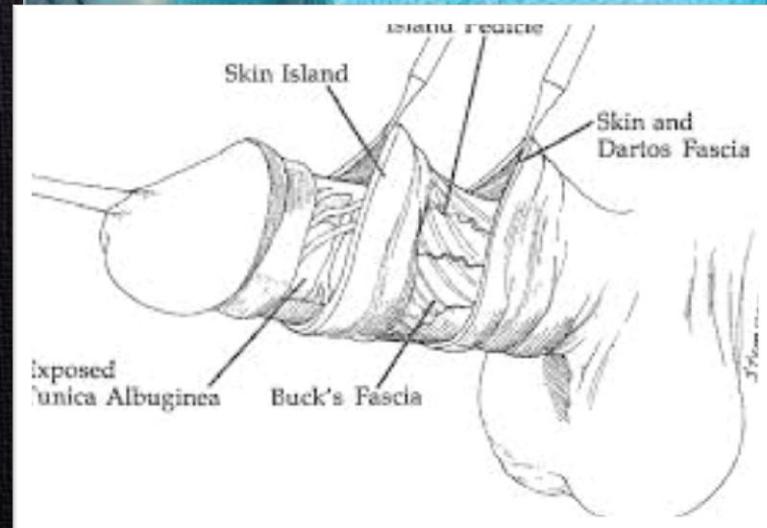
## Oral mucosa:

- Buccal mucosa
- Lingual mucosa



## Penile skin:

- McAninch Flap
- Orandi Flap





# Bladder reconstruction

<b>Ileal Augmentation for contracted bladder</b>	<b>3</b>
<b>Bladder injury in obstetric procedure</b>	<b>14</b>

# **UPPER URINARY TRACT RECONSTRUCTIVE PROCEDURES**



# Ureteral reconstruction

**Ureterovesical  
reimplantation**

**6**

**Boari Flap**

**4**

**Uretero-  
ureterostomy**

**2**

# **THESIS AND PUBLICATIONS**



# Thesis

## MD THESIS

- Three

- Nerve and Muscle sparing Urethroplasty MD
- Female PFUDD MD
- Panurethral stricture ,surgical approach MD
- Kulkarni Vs. Barbagli urethroplasty MSc
- Closure Vs. non closure of oral graft bed MSc
- Laser Vs knife in VIU MSc

## MSc THESIS

- Three

- M.Gomaa
- M.Nafee
- M.Mazen
- A.Tahrwat
- I.Kosba
- M.Abdulbasit





# Publications

- Accepted Abstract at EAU 2020
- Abstract presentation at EUA 2019



# SCIENTIFIC ACTIVITIES



The Egyptian  
Urological Association

***ISORU***

*International society of  
Reconstructive Urology*



## EUA Meeting - Cairo







**Reconstructive Urology Meeting - Cairo**





**Urethroplasty Workshop -Asiut**





# UroAlex<sup>2019</sup>

19<sup>th</sup> Annual International Conference of  
Urology Department, Alexandria Faculty of Medicine

25-28  
SEPTEMBER, 2019  
JW Marriott Hotel,  
Cairo, Egypt

## INTERNATIONAL *Faculty*



**Dr. Pankaj Joshi**  
INDIA



**Dr. Faisal Alhajeri**  
KUWAIT



**Dr. Francisco Martins**  
PORTUGAL

## NATIONAL *Faculty*



**Prof. Dr. Samir Oraby**  
ALEXANDRIA - EGYPT



**Dr. Moustafa El Sawy**  
ALEXANDRIA - EGYPT





**SO**

**WHAT'S**


**NEXT**

**?**

**Complex  
reconstruction  
of the external  
genitalia**





**Surgical  
intervention  
of male  
incontinence**

# **Female urology and voiding dysfunction unit in 2019**






# Group members


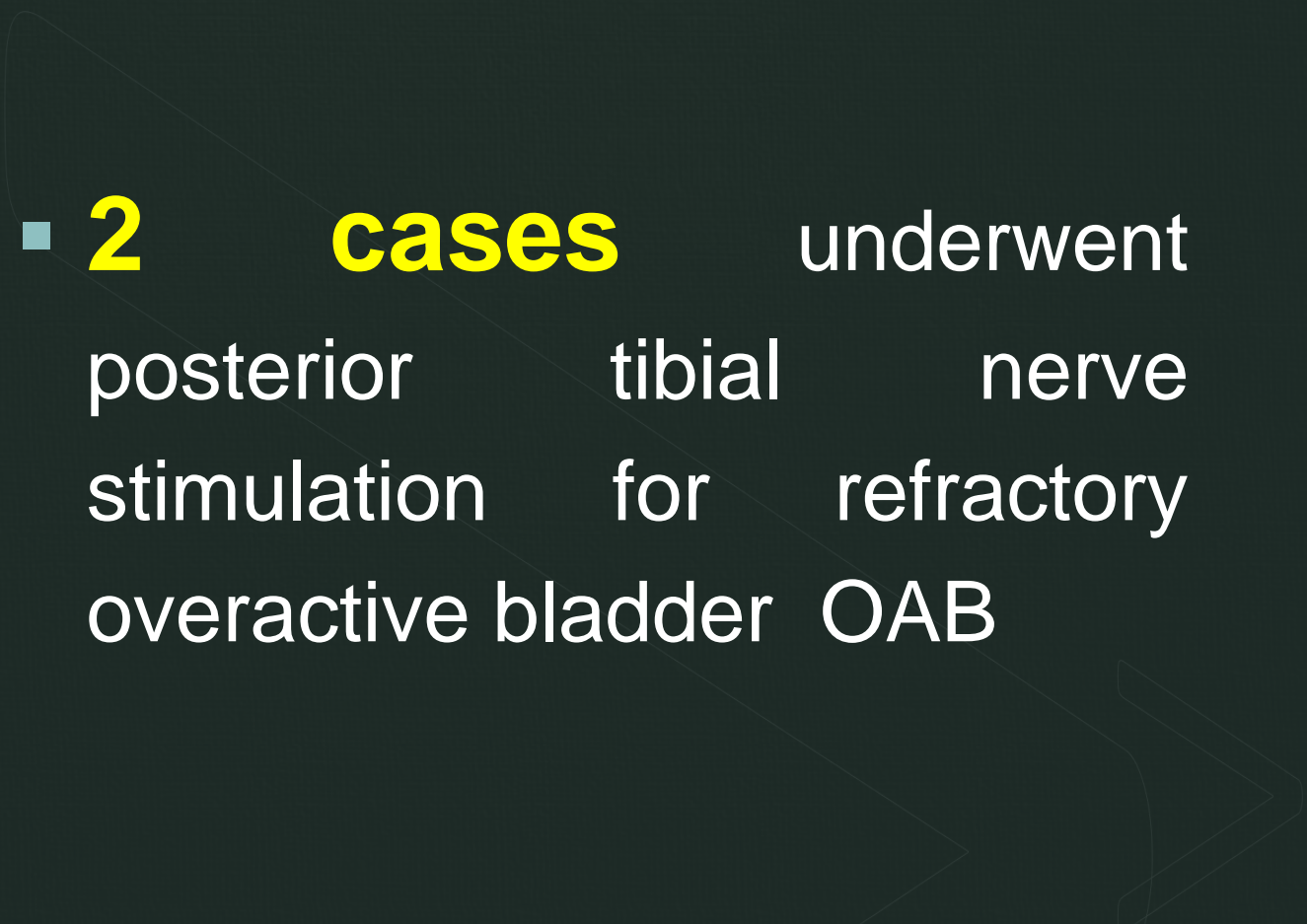





- With special thanks to
- prof Dr **Aref Marouf** the head of reconstructive group
- for his unlimited support to our group



- 
- **720** patients underwent urodynamic evaluation in the urodynamic unit from urology ,gynaecology ,neurology,pediatric departments in 2019

- 
- **2 cases** underwent  
posterior tibial nerve  
stimulation for refractory  
overactive bladder OAB
- 
- 

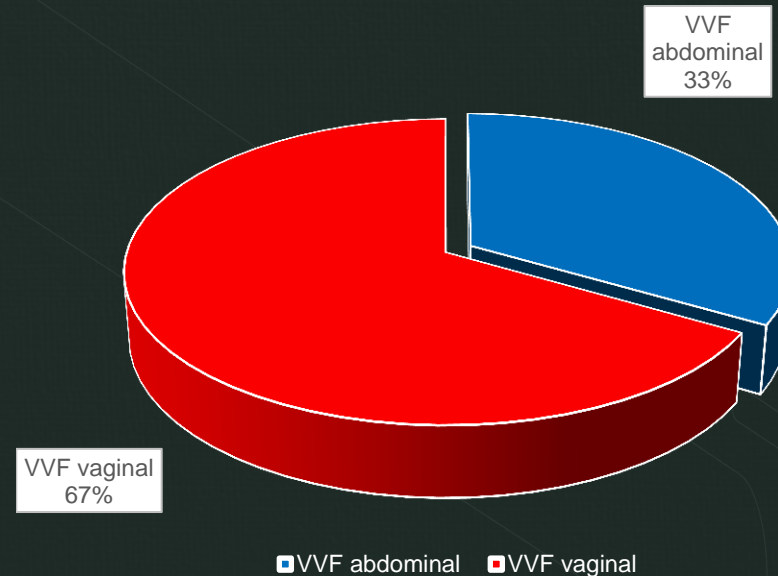


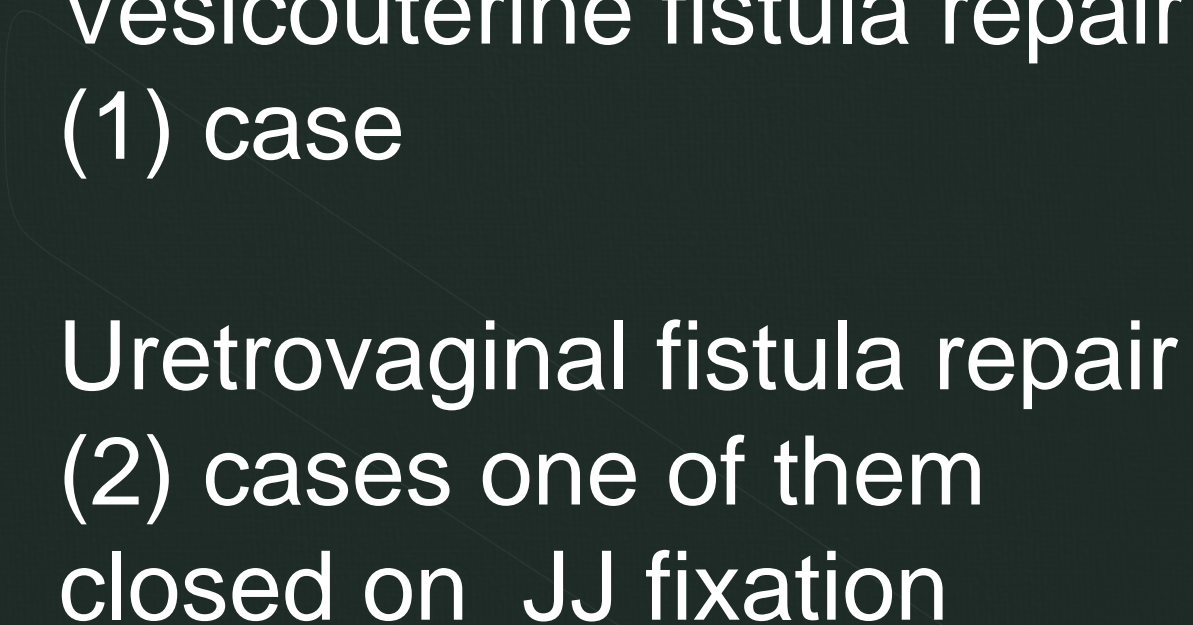
## Vesicovaginal fistula VVF (12) cases

VVF

8 vaginal repair

4 abdominal repair

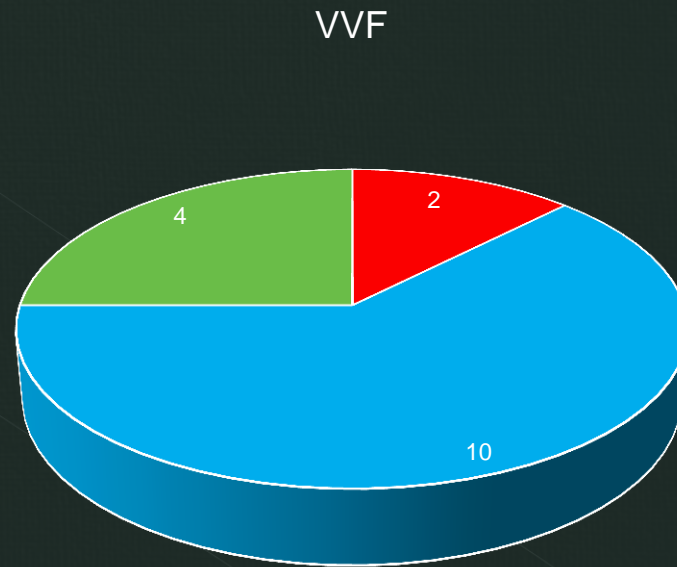


- 
- Vesicouterine fistula repair  
(1) case
  - Uretrovaginal fistula repair  
(2) cases one of them  
closed on JJ fixation



## Stress urinary incontinence (16) case

- Pubovaginal sling (2) cases
- TOT (10) cases
- TVT (4) cases



■ SUI PVS ■ SUI TOT ■ SUI TVT


# ■ Pelvic organ prolapse (POP) repair (3) cases

- 2 case of abdominal Sacro colpopexy
- One case of anterior colporraphy



## ■ Botox injection (9) cases

- Refractory  
OAB (3) cases
- Painful Bladder  
syndrome (6)  
cases



## Introital swellings exision (5) cases

- Urethral diverticulum 2 cases
- Urethral caruncle
- Skene's gland cyst
- Urethral leiomyoma





- One case of Repair of Iatrogenic urethral trauma (defloration injury)
- One case of Urethral dilatation for infravesical obstruction





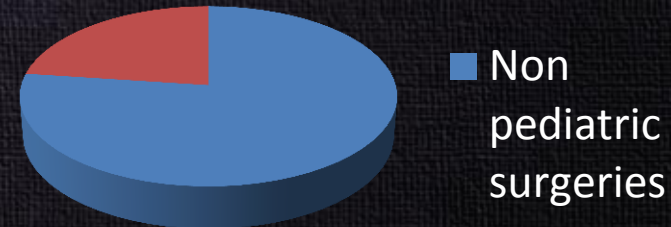


(01/01/2019-31/12/2019)

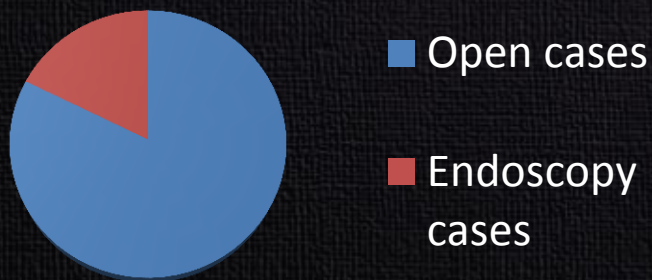
- Total number of patients visiting the general pediatrics clinic (4212) patients, and (675) visiting pediatrics voiding dysfunction clinic.

- All pediatric surgeries 339 .
- Open surgeries 279 .
- Endoscopic surgeries 60 .

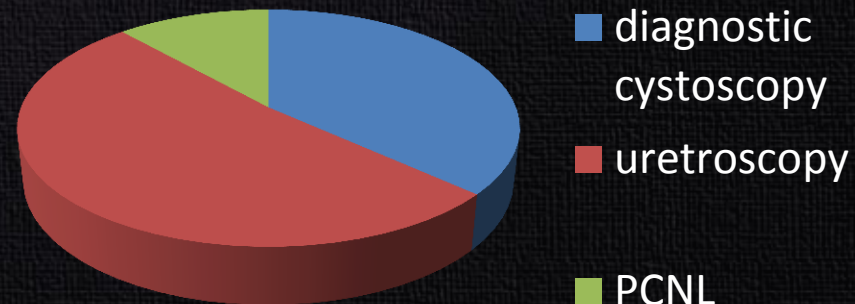
All urologic surgeries



339 pediatric surgery



60 pediatric endoscopy surgery

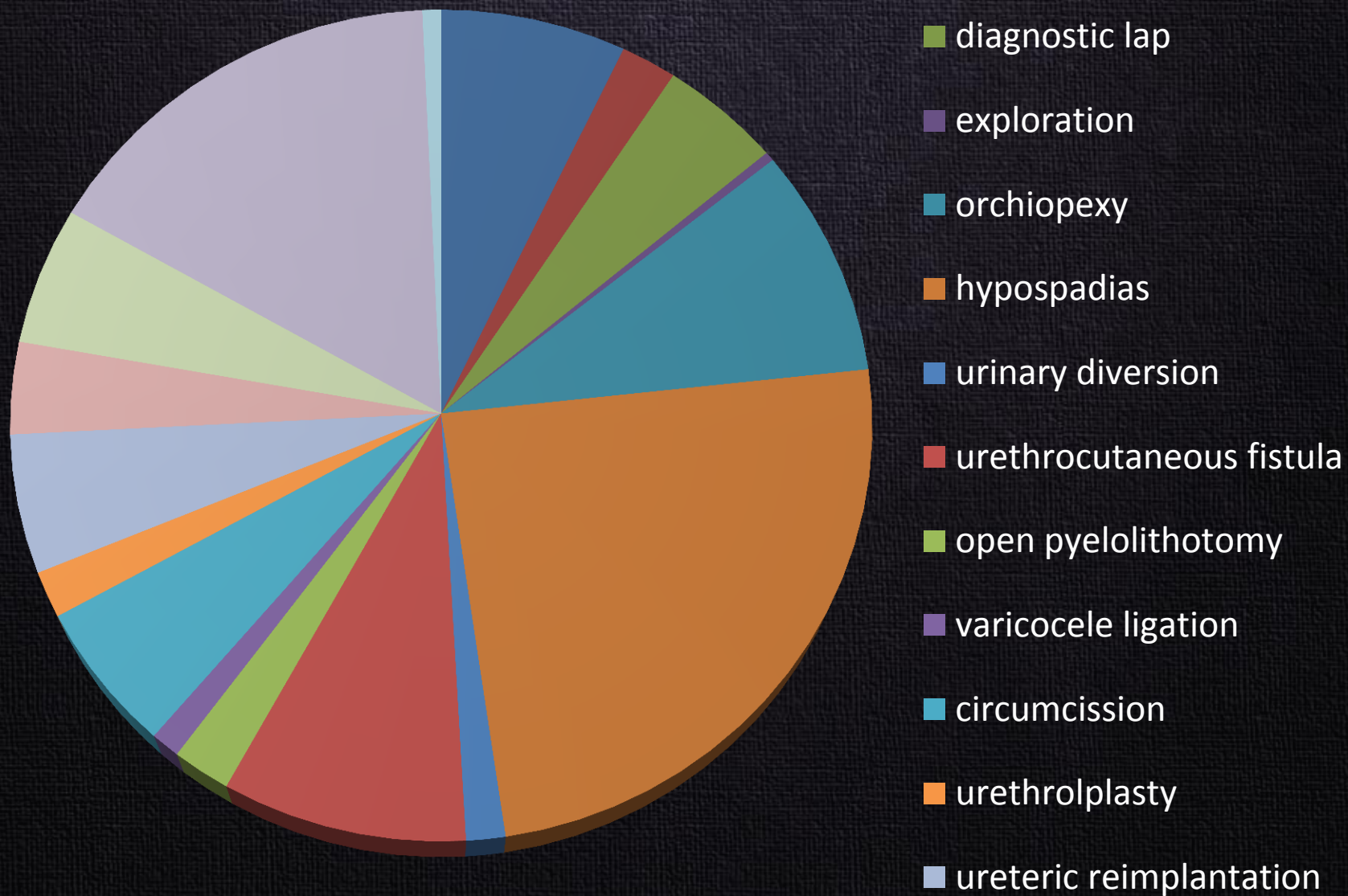




# Endoscopy instruments



## 279 pediatric open surgery





# Open surgeries





Thank you